

Sustainable Urban Mobility: Hanoi



Peter Midgley, gTKP June 25, 2010

global

Transport Knowledge Partnership



The Global Transport Knowledge Partnership (gTKP) is an innovative partnership ..of global organizations, local policy-makers, experts and interested users ..working to make effective use of international transport knowledge.

Our mission is to support sustainable and efficient transport in developing and transition countries ..by providing access to the best available information and expertise, as well as technical advice.

Anyone is welcome to join gTKP and all our services are free.

Members will receive our monthly newsletter, have access to all our sector experts and our full collection of knowledge.

www.gtkp.com

PART 1



MOBILITY POLICIES

- A. Urban Transport vs. Urban Mobility
- B. Urban Mobility Policies
- C. Examples from Europe, Brazil, France and India

PART 2



MOBILITY PLANS

- A. What are Urban Mobility Plans
- B. Examples from France (Bordeaux and Lyon)

PART 3



MOBILITY MEASURES

- A. What are Urban Mobility Measures
- B. Examples
- C. Impacts and Results

PART 1. URBAN MOBILITY POLICIES

A: Urban Transport vs. Urban Mobility



Urban Transport....

.....is about satisfying motorized demand

- infrastructure (roads and parking spaces)
- equipment (traffic signals and other devices)

Results....

- growth in car ownership and usage
- ever-increasing congestion
- economic inefficiencies
- pollution and environmental degradation

PART 1. URBAN MOBILITY POLICIES

A: Urban Transport vs. Urban Mobility



Urban Mobility....

.....is about the movement of people and goods

- Involves changing behavior and travel habits
- Uses physical changes and user information systems.
- Promotes public transport and non-motorized modes
- Based on consultation and public participation

Results....

- Improved mobility with less traffic and effort.
- Reduced traffic volumes and emissions.
- Increased accessibility and safety.
- A better quality of life for all citizens

PART 1. URBAN MOBILITY POLICIES

B: Urban Mobility Policies

At the National Level.....

- Provide a coherent framework for funding
- Should be bottom up and not top down.
- Promote best practice and innovation
- Enable capacity building

At the Municipal Level....

- Recognize local conditions and needs.
- Dovetail with National Policy.
- Provide a coherent framework for funding
- Promote best practice and innovation
- Enable citizen participation and feedback

PART 1. URBAN MOBILITY POLICIES

C: Examples

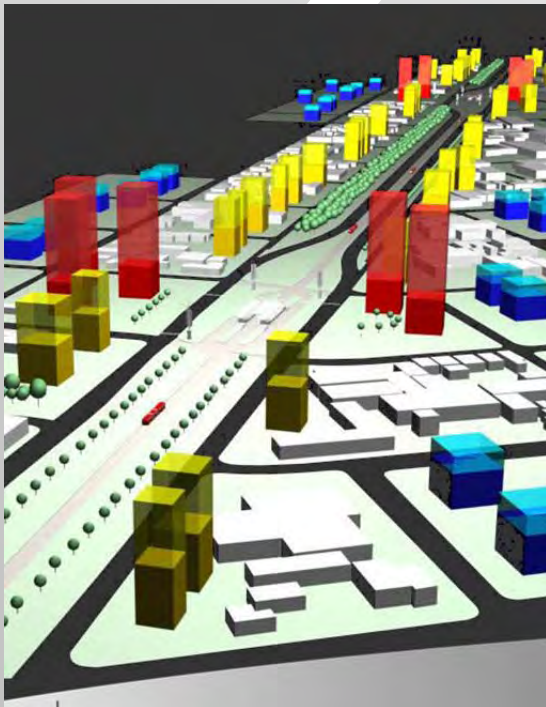


Europe.....

- 2002: EU CIVITAS Initiative (€ 180 million)
 - Innovative measures to promote sustainable urban mobility in 61 cities
- 2007: EU Green Paper
 - “Towards a new culture for urban mobility”
 - Consultation document
- 2009: EU Action Plan on Urban Mobility
 - 20 measures to encourage and help local, regional and national authorities in achieving their goals for sustainable urban mobility.

PART 1. URBAN MOBILITY POLICIES

C: Examples



Brazil.....

- National Policy on Sustainable Urban Mobility
 - Cities over 500,000
 - Master Plan of Transport and Mobility (PlanMob)
 - Public participation

France.....

- National Urban Mobility Policy
 - Urban Travel Plans for each city
 - Compatible with the national sustainable development objectives
 - air quality, noise, landscape, health
 - Consultation document

PART 1. URBAN MOBILITY POLICIES

C: Examples



**National
Urban Transport
Policy**

Ministry of Urban Development
Government of India

India.....

- National Urban Transport Policy (NUTP)
 - Focus is moving people and not vehicles
 - Equitable allocation of road space
 - (priority to public transport and non-motorized transport)
 - Capacity building
 - Innovative financing mechanisms using land as a resource
 - Public participation
 - Pilot projects to test best practice.

PART 2. URBAN MOBILITY PLANS

A: What are Urban Mobility Plans



Urban mobility plans focus on...

- moving people and not vehicles.
- reducing need for travel
- reducing the length of travel
- reducing automobile dependence
- increasing the attractiveness of 'alternative' transport modes (walking and cycling)
- involving citizens and stakeholders
- sharing experience with other cities.

PART 2. URBAN MOBILITY PLANS

B: Examples



Bordeaux...

- extensive network of pedestrian shopping streets
- car-restricted zone in the center
- a modern tramway network
- comprehensive cycle path network
- “car-on-demand” services to link outlying residential areas with the tram stations

Lyon....

- reduction of motor traffic
- development of public transport, cycling and walking
- promoting social equity, and the reallocation of urban space

PART 3. URBAN MOBILITY MEASURES


A: What are Urban Mobility Measures

A mix of measures that vary by city ...

- Coordinating land use and transport planning
- Promoting and improving public transport
- Encouraging cycling and walking
- Urban freight management
- Parking management
- Urban road pricing
- Traffic calming and reallocation of road space to most environmentally friendly vehicles and modes of transport
- Restricting access for the most polluting road vehicles (low emission zones)
- Fostering the use of cleaner, quieter and lower CO2 road vehicles
- Soft and smart measures (car-sharing, business and school travel plans, mobility management centers, awareness raising campaigns)

PART 2. URBAN MOBILITY MEASURES

A: What are Urban Mobility Measures

 **The CIVITAS Initiative**

Objectives/Measures Matrix

Objectives	Reduce Congestion	Reduce Energy & Emissions	Reduce Parking Pressure	Improve Quality of Life	Increase Clean Vehicles	Improve System Efficiency	Improve Public Transport
Access restriction	✓			✓	✓		✓
Car sharing / pooling		✓	✓		✓	✓	✓
Clean vehicles & fuels		✓			✓		
Cycling & walking		✓	✓			✓	
Goods distribution	✓			✓		✓	
Mobility management	✓	✓	✓			✓	✓
Multimodal interchanges						✓	✓
Parking management	✓		✓	✓	✓		
Public transport promotion	✓	✓				✓	✓
Information & management	✓						✓
Urban pricing	✓	✓					✓

PART 3. URBAN MOBILITY MEASURES

B: Examples



Coordinating land use and transport planning...

- Curitiba (Brazil)
 - High-density development was planned to take place along high capacity bus rapid transit corridors very early in its history (1972)

Promoting and improving public transport

- Bus Rapid Transit
 - High-quality bus-based transit system that delivers fast, comfortable, and cost-effective urban mobility
 - 47 BRT systems operating worldwide
- Integrated Ticketing
 - multimodal smart cards with a wide range of options: urban bus, regional trains, boats, taxis, park and ride, public bicycles, and car sharing.

PART 3. URBAN MOBILITY MEASURES

B: Examples

Encouraging cycling and walking...

- Shared Bikes
 - fast and easy access
 - diverse business models
 - make use of applied technology (smart cards and/or mobile phones)
 - 143 cities in 28 countries using around 104,000 bikes

Urban road pricing...

- Reduces congestion
- Changes travel behavior
- Singapore Electronic Road Pricing (ERP) scheme and the London Congestion Charge



PART 3. URBAN MOBILITY MEASURES

B: Examples

Traffic Calming...



- reduces the speed and volume of traffic
- a process of social change requiring extensive community participation
- volume control measures
 - that reduce through traffic by blocking certain movements and diverting traffic to other streets
- speed control measures
 - that slow down traffic by changing vertical or horizontal alignment, or narrowing the roadway

PART 3. URBAN MOBILITY MEASURES

C: Results and Impacts

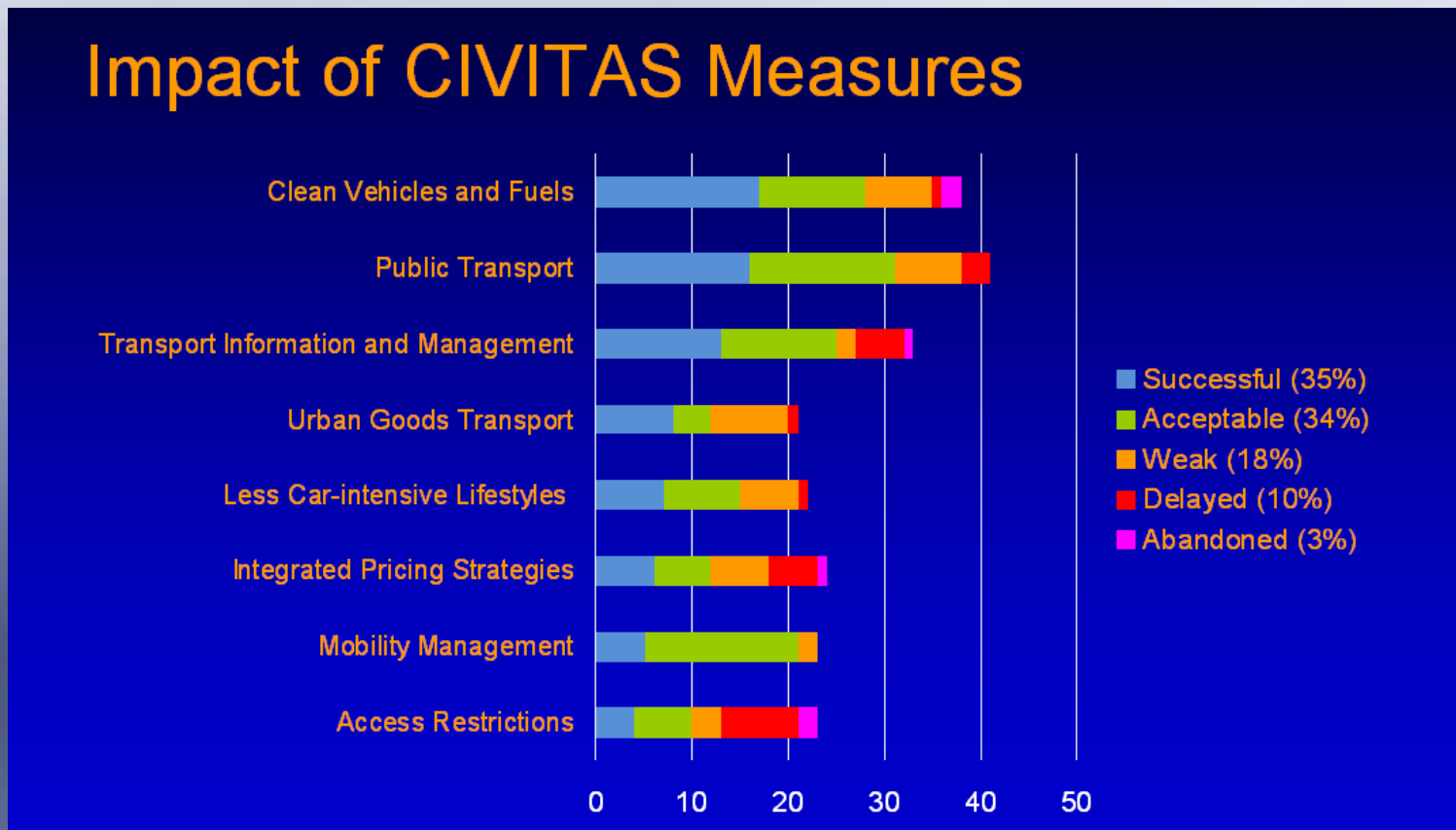
Results...

- Decrease of traffic jams and congestion followed by a diminution of noise, atmospheric contamination, contribution to the greenhouse effect and accidents.
- Lower energy consumption.
- Reduction of travel time.
- Improvement of the public transport services.
- More public spaces available.
- A general improvement of accessibility, included for disabled.
- Reduction of external costs.
- Increased health among the inhabitants because of less contamination and increased use of bicycle and walking.
- Increased quality of the urban environment and quality of life among the citizens.

Sustainable Urban Mobility: Hanoi

PART 3. URBAN MOBILITY MEASURES

C: Results and Impacts



PART 3. URBAN MOBILITY MEASURES

C: Results and Impacts

Ingredients for success...

- Leadership
- Stakeholder involvement
- Consultation
- Experimentation and monitoring results
- Networking and sharing experiences
- Comprehensive approaches
 - using a core package of measures
 - tailor made to local conditions

PART 3. URBAN MOBILITY MEASURES

D: Hanoi

Today...

- Pedestrians on the street
- Motorbikes on the sidewalk



PART 3. URBAN MOBILITY MEASURES

D: Hanoi

Today...

- Pedestrians on the street
- Motorbikes on the sidewalk

Tomorrow...

- Pedestrians the on sidewalk
- Public transport (BRT) on the street





THANK YOU

peter.midgley@gtkp.com

www.gtkp.com