


REPUBLIC OF KENYA



MINISTRY OF PUBLIC WORKS  
ROADS DEPARTMENT

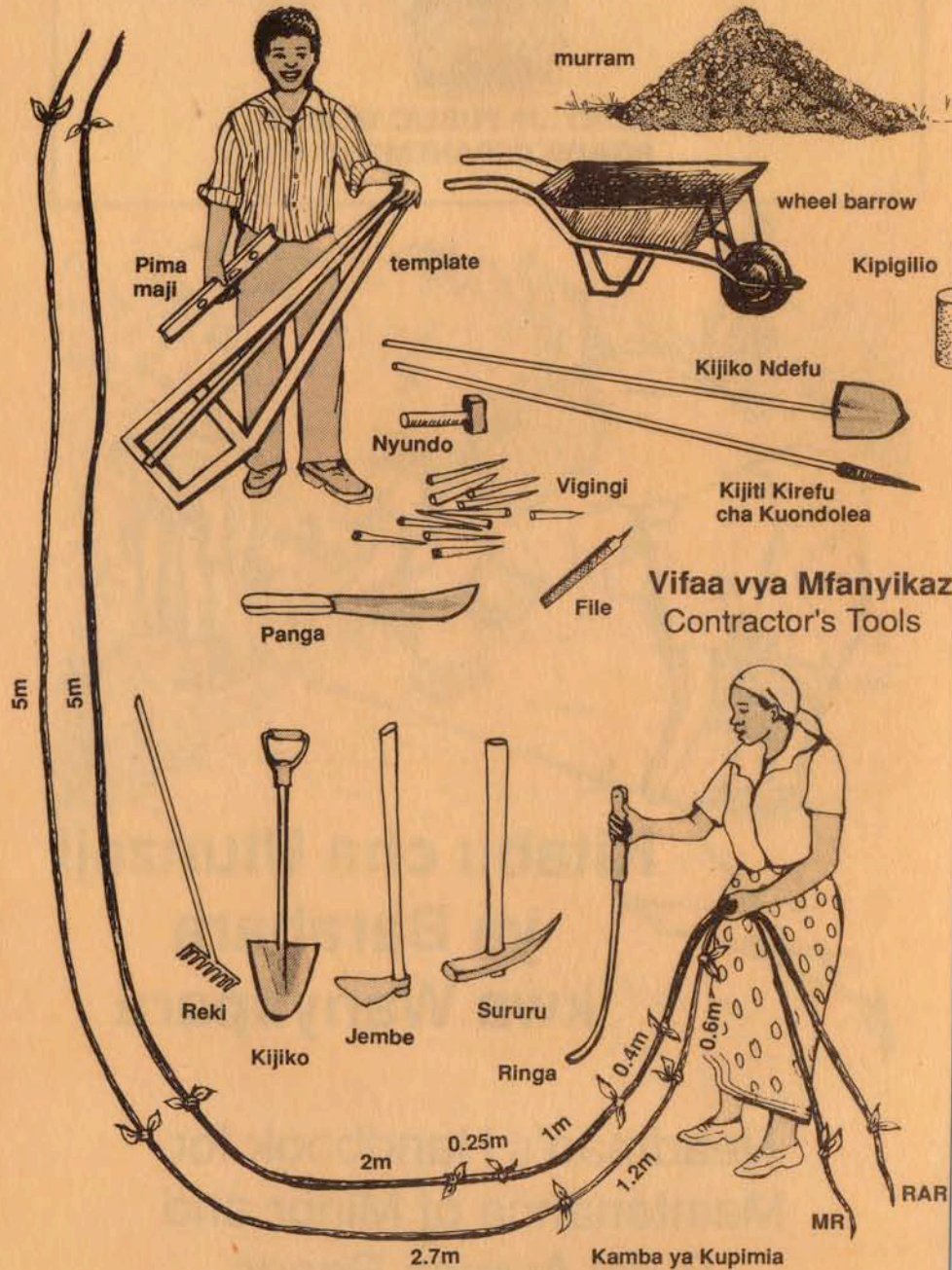


**Kitabu cha Utunzaji  
ya Barabara  
kwa Wanyapara**

Headman's Handbook for  
Maintenance of Minor and  
Rural Access Roads

1991

**Vifaa vya Mnyapara**  
Headman's Tools




**Kabla ya Mvua**

**Before the Rains**

**R.2. Safisha Bomba upande wa kuingia**




**Safisha Bomba upande wa kutoka**



**R.4. Safisha mitaro midogo ya maji**



R.5. Safisha Mitaro mikubwa ya maji kando ya barabara



R.6. Rekebisha vibwawa vidogo vya kuzuia maji vilivyovunjika



Hakikisha iko laini sawa kwa kuweka pima maji kwenye kibao cha kuunga kilichopigiliwa pembeni mwa template.




Pigilia vikingi viwe laini kiasi sawa cha urefu na vikingi vya kuashiria zilizopigwa awali.



R.1. Ukaguzi na uondeaji wa vikwazo



R.2. Safisha Bomba upande wa kutoka




R.4. Safisha mitaro midogo ya maji




R.5. Safisha Mitaro mikubwa ya maji kando ya barabara



Weka pima maji juu ya template na hakikisha mitaro mikubwa iko laini sawa.



R.6. Rekebisha vibwawa vidogo vya kuzuia maji vilivyovunjika



Hakikisha iko laini sawa kwa kuweka pima maji kwenye kibao cha kuunga kilichopigiliwa pembeni mwa template.



Pigilio Kigingi kwa kono ya template.

Pigilia vikingi viwe laini kiasi sawa cha urefu na vikingi vya kuashiria zilizopigwa awali.



Rekebisha mmonyoko wa udongo kwenye mitaro mikubwa



R.7. Tengeneza pembe za barabara




Upande nyasi kwenye pembe za barabara



R.8. Jaza mashimo yeliyoko katikati ya barabara



R.9. Kwangua nyasi pembeni mwa barabara



Rekebisha mwanguko wa barabara



R.7. Tengeneza pembe za barabara



Upande nyasi kwenye pembe za barabara



R.10. Fyeka nyasi kwenye mitaro mikubwa ya maji kando ya barabara






R.3. Rekebisha ukuta wa mawe wa bomba uliovunjika



R.8. Jaza Mashimo yeliyoko kati kati ya barabara



Rekebisha mwanguko wa barabara



Developed by I & D Consult  
Illustrated by Juliet Waterkeyn

## Headman's Instructions for Annual Routine Maintenance

Activity	Description
R.1	General inspection Remove all obstructions
R.2	Clean the culverts and the inlets Clean the culvert outfalls
R.3	Repair culvert stone headwalls
R.4	Clean the mitre drains
R.5	Clean the side drains
R.6.	Repair the scour checks Repair the side drain erosion
R.7.	Repair the erosion on the shoulders Plant Grass
R.8.	Fill in the potholes in the carriageway Fill in the ruts in the carriageway
R.9	Grub the edge of the carriageway Reshape the carriageway
R.10	Cut the grass in the side drains
R.11	Clear the Bush

Serial No: 02398